

KEDIA ADVISORY



DAILY BULLION REPORT

10 Oct 2023

- BULLDEX
- GOLD
- SILVER



Kedia Stocks & Commodities Research Pvt. Ltd.

Research Advisory | White Labelling | Digital Marketing



BULDEX SNAPSHOT

Commodity	Expiry	Open	High	Low	Close	% Change
MCXBULLDEX	25-Oct-23	15075.00	15217.00	15075.00	15200.00	1.20
MCXBULLDEX	24-Nov-23	0.00	0.00	0.00	15295.00	1.20

BULLION SNAPSHOT

Commodity	Expiry	Open	High	Low	Close	% Change
GOLD	5-Dec-23	57000.00	57606.00	57000.00	57572.00	1.23
GOLD	5-Feb-24	57992.00	58095.00	57794.00	58050.00	1.34
GOLDMINI	3-Nov-23	56720.00	57300.00	56720.00	57268.00	1.21
GOLDMINI	5-Dec-23	57439.00	57626.00	57280.00	57594.00	1.18
SILVER	5-Dec-23	68740.00	69200.00	68525.00	69094.00	1.36
SILVER	5-Mar-24	70057.00	70550.00	69958.00	70457.00	1.30
SILVERMINI	30-Nov-23	68370.00	69245.00	68370.00	69130.00	-1.38
SILVERMINI	29-Feb-24	70000.00	70725.00	70000.00	70607.00	4.51

OPEN INTEREST SNAPSHOT

Commodity	Expiry	% Change	% Oi Change	Oi Status
MCXBULLDEX	25-Oct-23	1.20	-2.59	Short Covering
MCXBULLDEX	24-Nov-23	1.20	0.00	Short Covering
GOLD	5-Dec-23	1.23	-4.66	Short Covering
GOLD	5-Feb-24	1.34	21.98	Fresh Buying
GOLDMINI	3-Nov-23	1.21	-6.83	Short Covering
GOLDMINI	5-Dec-23	1.18	3.65	Fresh Buying
SILVER	5-Dec-23	1.36	-0.86	Short Covering
SILVER	5-Mar-24	1.30	0.16	Fresh Buying
SILVERMINI	30-Nov-23	1.33	-1.38	Short Covering
SILVERMINI	29-Feb-24	1.27	4.51	Fresh Buying

INTERNATIONAL BULLION SNAPSHOT

Commodity	Open	High	Low	Close	% Change
Gold \$	1848.09	1863.54	1844.26	1862.63	0.90
Silver \$	21.86	22.01	21.57	21.91	0.22

RATIOS

Ratio	Price	Ratio	Price	Ratio	Price
Gold / Silver Ratio	83.32	Silver / Crudeoil Ratio	9.62	Gold / Copper Ratio	80.93
Gold / Crudeoil Ratio	8.01	Silver / Copper Ratio	97.12	Crudeoil / Copper Ratio	10.10


Important levels for Jewellery/Bullion Dealers

 MCX GOLD	Booking Price for Sellers	Booking Price for Buyers	 MCX SILVER	Booking Price for Sellers	Booking Price for Buyers
	57882.00	57262.00		69814.00	68374.00
	58092.00	57052.00		70574.00	67614.00

 RUPEE	Booking Price for Sellers	Booking Price for Buyers
	83.38	83.02
	83.60	82.80

 COMEX GOLD	Booking Price for Sellers	Booking Price for Buyers	 COMEX SILVER	Booking Price for Sellers	Booking Price for Buyers
	1875.40	1850.10		22.32	21.50
	1888.30	1837.20		22.63	21.19

Click here for download Kedia Advisory **Special Research** Reports



Technical Snapshot



BUY GOLD DEC @ 57400 SL 57200 TGT 57700-57900. MCX

Observations

Gold trading range for the day is 56790-58000.

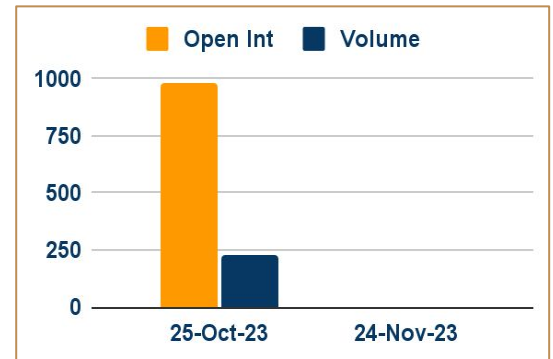
Gold rallies on safe-haven demand amid Middle East crisis

Prices also gained even as a stronger-than-expected US jobs report fanned rate concerns.

Physical gold demand improved in some Asian hubs as a dip in prices attracted buyers, with premiums in India hitting a 17-month high

China held 70.46 million fine troy ounces of gold at the end of September, up from 69.62 million ounces at the end of August.

OI & Volume



Spread

GOLD FEB-DEC	478.00
GOLDMINI DEC-NOV	326.00

Trading Levels

Commodity	Expiry	Close	R2	R1	PP	S1	S2
GOLD	5-Dec-23	57572.00	58000.00	57790.00	57395.00	57185.00	56790.00
GOLD	5-Feb-24	58050.00	58280.00	58165.00	57980.00	57865.00	57680.00
GOLDMINI	3-Nov-23	57268.00	57675.00	57470.00	57095.00	56890.00	56515.00
GOLDMINI	5-Dec-23	57594.00	57845.00	57720.00	57500.00	57375.00	57155.00
Gold \$		1862.63	1876.28	1869.74	1857.00	1850.46	1837.72

Technical Snapshot



BUY SILVER DEC @ 68500 SL 68000 TGT 69300-70000. MCX

Observations

Silver trading range for the day is 68265-69615.

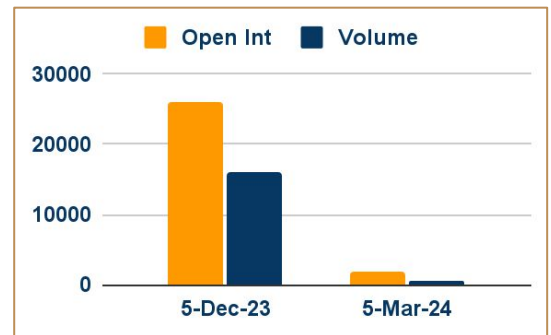
Silver rose as the Israel-Hamas conflict extended into a third day, raising geopolitical risks in the Middle East.

Investors were also wary of a wider conflict amid allegations of Iranian involvement in the attacks.

Support also seen amid hopes for an economic recovery in China, tight supply

The hot US jobs data strengthened beliefs that the Fed might be in for another hike before the end of the year.

OI & Volume



Spread

SILVER MAR-DEC	1363.00
SILVERMINI FEB-NOV	1477.00

Trading Levels

Commodity	Expiry	Close	R2	R1	PP	S1	S2
SILVER	5-Dec-23	69094.00	69615.00	69355.00	68940.00	68680.00	68265.00
SILVER	5-Mar-24	70457.00	70910.00	70680.00	70320.00	70090.00	69730.00
SILVERMINI	30-Nov-23	69130.00	69790.00	69460.00	68915.00	68585.00	68040.00
SILVERMINI	29-Feb-24	70607.00	71170.00	70890.00	70445.00	70165.00	69720.00
Silver \$		21.91	22.27	22.09	21.83	21.65	21.39

Gold rose following the surprise Hamas attack on Israel over the weekend. Safe-haven demand is featured as the world has just seen an unexpected major geopolitical shock that has traders and investors spooked. Prices also gained even as a stronger-than-expected US jobs report fanned rate concerns.

India premiums spike as jewellers stock up for festive season - Physical gold demand improved in some Asian hubs as a dip in prices attracted buyers, with premiums in India hitting a 17-month high as jewellers stocked up ahead of the festival season. The higher demand allowed dealers in India to charge premiums of up to \$5 an ounce over official domestic prices, up from last week's \$4 premiums. Demand in India, usually strengthens towards the end of the year, during the traditional wedding season and major festivals including Diwali and Dusherra, when bullion buying is considered auspicious. Gold premiums in China had eased last week after hitting record highs in September, attributed to a lack of quotas to import gold into the top consumer.

China's gold imports via Hong Kong rebounded in August from the previous month, data showed on Tuesday, with the issuance of fresh quotas to local banks likely to boost shipments into the world's top gold consumer. Net imports stood at 39.023 metric tons in August, up 51.4% from the previous month, Hong Kong Census and Statistics Department data showed. That was still below the 68.227 tons reported a year earlier. Total gold imports via Hong Kong were up 49.6% on a monthly basis at 45.237 tons, but lower than 71.855 tons in August 2022. Official data showed that the People's Bank of China extended its streak of central bank gold purchases to a tenth straight month at end-August.

Swiss gold exports up in August due to higher shipments to India - Swiss gold exports rose by 7.3% in August from July as higher deliveries to India and China offset lower supplies to Turkey, customs data showed. Switzerland is the world's biggest bullion refining and transit hub, while China and India are the largest consumer markets with local demand sensitive to high prices and time of the season. Supplies to India, where jewellers usually make purchases for the October-November festival season, jumped by almost threefold to their highest since May, while shipments to China rose 1%, the data showed. China's physical gold premiums soared to a new high last week, amid strong demand to shore up a depreciating yuan and a lack of fresh import quotas.





Date	Curr.	Data
Oct 9	EUR	German Industrial Production m/m
Oct 9	EUR	Sentix Investor Confidence
Oct 9	USD	FOMC Member Barr Speaks
Oct 9	USD	FOMC Member Logan Speaks
Oct 9	USD	FOMC Member Jefferson Speaks
Oct 10	EUR	Italian Industrial Production m/m
Oct 10	USD	NFIB Small Business Index
Oct 10	USD	Final Wholesale Inventories m/m
Oct 10	USD	FOMC Member Waller Speaks
Oct 11	USD	FOMC Member Kashkari Speaks
Oct 11	EUR	German Final CPI m/m
Oct 11	USD	FOMC Member Bowman Speaks
Oct 11	USD	Core PPI m/m

Date	Curr.	Data
Oct 12	EUR	ECB Monetary Policy Meeting
Oct 12	USD	Core CPI m/m
Oct 12	USD	CPI m/m
Oct 12	USD	CPI y/y
Oct 12	USD	Unemployment Claims
Oct 12	USD	Natural Gas Storage
Oct 12	USD	Crude Oil Inventories
Oct 12	USD	Federal Budget Balance
Oct 13	EUR	French Final CPI m/m
Oct 13	EUR	Industrial Production m/m
Oct 13	USD	Import Prices m/m
Oct 13	EUR	ECB President Lagarde Speaks
Oct 13	USD	FOMC Member Harker Speaks



DISCLAIMER

KEDIA ADVISORY

This Report is prepared and distributed by Kedia Stocks & Commodities Research Pvt Ltd. Our SEBI REGISTRATION NUMBER - INH000006156. for information purposes only. The recommendations, if any, made herein are expressions of views and/or opinions and should not be deemed or construed to be neither advice for the purpose of purchase or sale through KSCRPL nor any solicitation or offering of any investment /trading opportunity. These information/opinions/ views are not meant to serve as a professional investment guide for the readers. No action is solicited based upon the information provided herein. Recipients of this Report should rely on information/data arising out of their own investigations. Readers are advised to seek independent professional advice and arrive at an informed trading/investment decision before executing any trades or making any investments. This Report has been prepared on the basis of publicly available information, internally developed data and other sources believed by KSCRPL to be reliable. KSCRPL or its directors, employees, affiliates or representatives do not assume any responsibility for or warrant the accuracy, completeness, adequacy and reliability of such information/opinions/ views. While due care has been taken to ensure that the disclosures and opinions given are fair and reasonable, none of the directors, employees, affiliates or representatives of KSCRPL shall be liable for any direct, indirect, special, incidental, consequential, punitive or exemplary damages, including lost profits arising in any way whatsoever from the information/opinions/views contained in this Report. The possession, circulation and/or distribution of this Report may be restricted or regulated in certain jurisdictions by appropriate laws. No action has been or will be taken by KSCRPL in any jurisdiction (other than India), where any action for such purpose (s) is required. Accordingly, this Report shall not be possessed, circulated and/ or distributed in any such country or jurisdiction unless such action is in compliance with all applicable laws and regulations of such country or jurisdiction. KSCRPL requires such a recipient to inform himself about and to observe any restrictions at his own expense, without any liability to KSCRPL. Any dispute arising out of this Report shall be subject to the exclusive jurisdiction of the Courts in India.

KEDIA ADVISORY

KEDIA STOCKS & COMMODITIES RESEARCH PVT LTD

Mumbai, India

SEBI REGISTRATION NUMBER - INH000006156

For more details, please contact: +91 93234 06035 / 96195 51022

Email: info@kediaadvisory.com

Regd.Off.: 1, 2, 3 & 4, 1st Floor, Tulip Bldg, Flower Valley Complex, Khadakpada Circle,
Kalyan-(W), Mumbai-421301